

## DL-3400 SERIES

### HIGH SPEC TELEMETRY LINK

VHF: 132-150, 150-174 MHz  
 UHF: 406-430, 450-470 MHz



Dataradio's DL-3400 Series of analog radios are ideal for telephone line replacement applications and are readily adaptable with the DL-3282 Bell 202 and other FSK style modems. These premier units have FCC and Industry Canada approval and meet European ETSI standards for data applications.

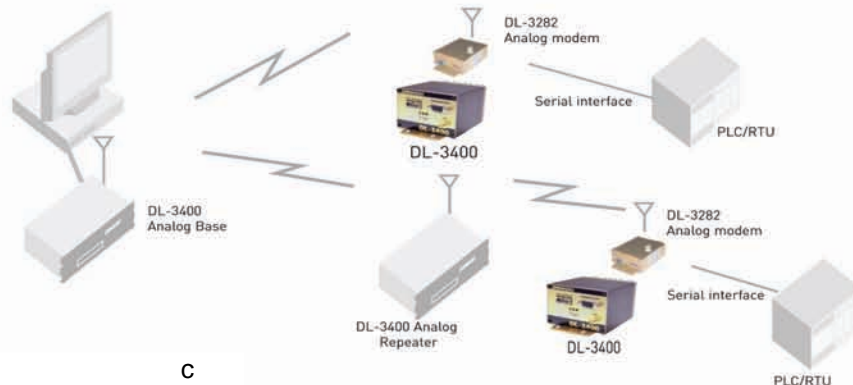
**SUPERIOR SPECIFICATIONS** provide fast attack lock times. The DL-3400 operates at 1 - 5 watts adjustable RF output power with minimal keyup/down sideband noise and superior frequency stability.

**THE DL-3400'S DIAGNOSTICS PORT** provides the interface for the user to design and incorporate diagnostic applications with functions like forward/reflected power, RSSI, temperature, current sense, modulation flatness, and power set.

**TWO POWER SAVING FEATURES** provide power conservation methods: **Sleep mode** draws a maximum 10 mA and is operational in 3 milliseconds. **Cold start** allows the user to cycle power on and off with a unit that reaches operational state in less than 30 milliseconds.

**THE DL-3400'S** dependability makes it the perfect choice for those applications where high-speed data rates are not essential.

**ALL DATARADIO PRODUCTS** are designed to last and are backed by our standard one-year warranty. The DL-3400 is manufactured in the USA.



**Security & Defense**

**OIL & GAS**

**SCADA & TELEMETRY**

**WIRELESS DATA COMMUNICATION**

**Remote Monitoring**

**INDUSTRIAL AUTOMATION**

**WATER WASTEWATER**

**ELECTRIC UTILITIES**

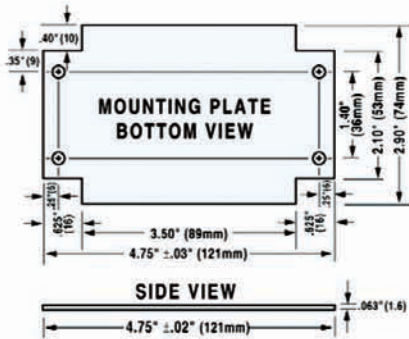
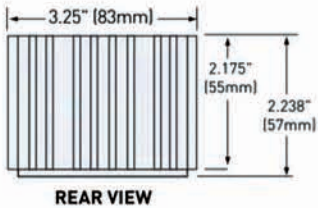
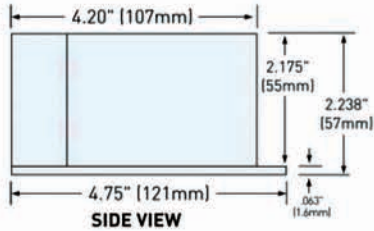
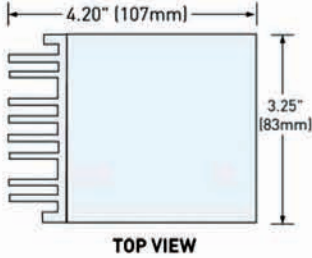
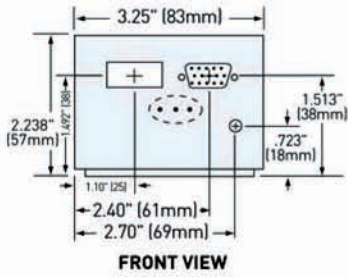
+7 (495) 220-95-14 info@dataradio.ru www.dataradio.ru

AERCEPT DATARADIO LANDCELL OMEGA SMARTLINK

299 Johnson Ave, Ste 110 | Waseca, MN 56093 | Tel 800.992.7774 | Tel 507.833.8819 | Fax 507.833.6748 | www.calamp.com

# DL-3400 Specifications

## Mechanical Layout



DL-3400 Mounting Plate Dimensions

## General

	VHF	UHF
Frequency Range	132-174 MHz	380-512 MHz
Frequency Control	Synthesized	
Channel Bandwidth	12.5 or 25 kHz	
Operating Voltage	10 - 16 VDC	
Operating Temperature	-30°C to +60°C	
Data Interface	RS-232 DB-9	
FCC Type Acceptance	NP42423422-007	NP42423412-004
FCC Emission Designators	16K0F1D/F3D/F3E 11K0F3E	16K0F1D/F3D/F3E 11K0F3E
IC Type Acceptance	933-195-245	933-195-238A

## Receiver

	VHF	UHF
RF Input Impedance	50 ohms	
Frequency Stability	1.0 ppm	1.0 ppm
Carrier Detect	High/low programmable TTL levels	
Selectivity	70 dB @ 25 kHz 60 dB @ 12.5 kHz	70 dB @ 25 kHz 60 dB @ 12.5 kHz
Intermodulation	70 dB	70 dB
Spurious and Image Rejection	70 dB	70 dB
FM Hum and Noise**	-45 dB @ 25 kHz -40 dB @ 12.5 kHz	-45 dB @ 25 kHz -40 dB @ 12.5 kHz
Sensitivity	<0.35µV @ 12 dB SINAD	
Current Drain	110 mA maximum (without RS232 connection)	
Data Output	De-emphasis or flat	
Data Output Level	Adjustable	
Wideband Output Level	150mV RMS, adjustable down	
Narrowband Output Level	707 mV RMS, adjustable up or down	
Audio Response	Audio, FSK, sideband AC coupled - inverted or noninverted wideband DC coupled - noninverted only	

## Transmitter

	VHF	UHF
Bandwidth without tuning	132 -150: 18 MHz	450 - 470: 20 MHz
Bandwidth with tuning	150 -174: 24 MHz	all other bands: 16 MHz
RF Output Power @ 13.6 volts	1 - 5 watts, adjustable	
RF Output Impedance	50 ohms	
Duty Cycle	50% @ 5 watts, 30 sec maximum transmit	
Frequency Tolerance	1.0 ppm	1.0 ppm
Spurious and Harmonic Emission	-37 dBm (-74 dBc)	-37 dBm (-74 dBc)
FM Hum and Noise**	-45 dB @ 25 kHz -40 dB @ 12.5 kHz	-45 dB @ 25 kHz -40 dB @ 12.5 kHz
Current Drain	2000 mA @ 5.0 watts at 13.3 VDC	
Modulation Distortion	<5%	
Data Input	Pre-emphasis or flat	
Data Input Level	200-800 mV RMS, factory set to 400 mV RMS	

## Interface Information

Antenna Connector: SMA bulkhead

User Interface				Programming Interface			
Connector: 10-pin 3M [Type 3325]				Connector: RS-232 DB-9 female			
Pin	Description	Pin	Description	Pin	Description	Pin	Description
1	Wideband Data In*	6	PTT	1	Sleep mode	6	Program 0
2	Wideband Data Out	7	Carrier detect	2	RxD	7	—
3	Frequency select	8	Data In	3	TxD	8	Program 1
4	RSSI	9	Ground	4	—	9	Program 2
5	Supply	10	Data out	5	Ground		



+7 (495) 220-95-14 info@dataradio.ru www.dataradio.ru

